

**JBL**

# Control<sup>®</sup> 47LP

## Two-Way 6.5" Coaxial, Low Profile, Ceiling Loudspeaker

### Professional Series

### Key Features:

- ▶ Extremely consistent 120° broadband pattern control featuring JBL's exclusive conical Radiation Boundary Integrator<sup>®</sup> (RBI<sup>™</sup>) technology.
  - Provides very consistent coverage of listening area.
  - Wide coverage requires fewer speakers, reducing the cost of the installed system without sacrificing performance.
- ▶ Coaxial design featuring:
  - 165 mm (6.5 in) woofer with butyl rubber surround.
  - 25 mm (1 in) soft-dome tweeter on 250 mm (10 in) diameter wave guide.
- ▶ Slim design (142 mm / 5.6 in) for use in spaces with restricted / shallow mounting depths
- ▶ 8 ohm and 70V/100V operation.
- ▶ Integrated backcan for easy "blind-mount" install. Packaged with grille and tile rails for easy installation.


### Applications:

The Control 47LP is a premium in-ceiling professional loudspeaker designed for applications that require extremely wide bandwidth along with very consistent coverage.

Featuring JBL's exclusive conical Radiation Boundary Integrator<sup>®</sup> (RBI<sup>™</sup>), the RBI provides a large waveguide for the tweeter while low-frequency sound projects through specially-designed apertures in the RBI, allowing for a seamless integration of coverage between the two coaxially-mounted drivers. The result is extremely consistent sound character with very little variation throughout the listening space. The wide coverage allows for the use of fewer loudspeakers compared to speakers with less consistent coverage control, while at the same time providing better coverage of the area.

The shallow backcan on the Control 47LP enable the system to be installed into areas with shallow or restricted mounting depths. The Control 47LP's 165 mm (6.5 in) woofer features a polypropylene cone and pure butyl-rubber surround for long life. The copper-clad aluminum voice coil wound on a vented aluminum former provides low distortion and high sensitivity. The coaxially mounted 25 mm (1 in) soft dome features internal damping for smooth extended response and ferrofluid cooling for enhanced power handling and reduced power compression. The result is crisp, clear highs.

Ideal for small and large projects alike, the Control 47LP is switchable for use as either an 8-ohm low-impedance speaker, or as part of a 70V/100V distributed loudspeaker system.



*(Shown with grille removed)*

### Specifications:

#### System:

Frequency Range (-10 dB) <sup>1</sup> :	68 Hz - 20 kHz
Frequency Response (± 3 dB) <sup>2</sup> :	100 Hz - 17 kHz
Power Capacity <sup>2</sup> :	150 Watts Continuous Program Power 75 Watts Continuous Pink Noise
Nominal Sensitivity:	91 dB
Nominal Coverage Angle <sup>3</sup> :	120° conical coverage
Directivity Factor (Q) <sup>3</sup> :	6.5
Directivity Index (DI) <sup>3</sup> :	7.9 dB
Rated Maximum SPL:	110 dB @ 1 m (3.3 ft) average, 116 dB peak
Rated Impedance:	8 ohms (in bypass mode)
Transformer Taps:	60 W, 30 W, 15 W, (& 7.5 W @ 70 V)
Transformer Insertion Loss:	0.76 dB @ 60 W, 0.70 dB @ 30 W, 0.61 dB @ 15 W, 0.58 dB @ 7.5 W

#### Transducers:

LF Driver:	165 mm (6.5 in) with polypropylene cone, butyl rubber surround, copper-clad coil, vented aluminum former.
HF Driver:	25 mm (1 in) soft dome w/ dampening, ferrofluid-cooled.

#### Enclosure:

Input Connectors:	Two removeable locking 2-pin connectors with screw-down terminals. Max wire 12 AWG (2.5 mm).
Knockouts:	Two (top and side)
Safety Agency:	Designed for the requirements of use in air handling spaces per UL1480, UL2043, NFPA90, NFPA70A, and in accordance with the requirements of IEC60849/EN60849
Dimensions:	305 mm Diameter x 142 mm Depth from back of baffle (12 in x 5.6 in)
Cutout Size:	282 mm Diameter (11.1 in)
Ceiling Thickness Range:	Accommodates tiles/drywall up to 70 mm (2.75 in) thick
Weight:	4.3 kg (9.5 lb)
Included Accessories:	C-ring support backing plate, 2 tile support rails (fits both 2 x 4 ft or 600 x 1200 mm tiles), knockout strain relief, cutout template, paint shield, 2 removeable locking multi-pin connectors.
Optional Accessories:	MTC-47NC New Construction Bracket MTC-47MR Mud Ring Construction Bracket

<sup>1</sup> Half-space (flush mounted in ceiling)

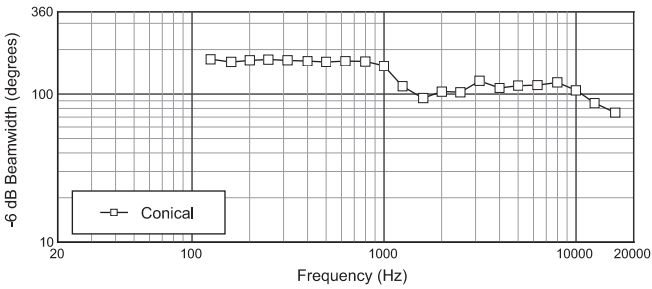
<sup>2</sup> Continuous Pink Noise rating is IEC-shaped pink noise with a 6 dB crest factor for 100 hours continuously. Continuous Program power is a conservative expression of the system's ability to handle normal speech and music program material, and is defined as 3 dB above the Continuous Pink Noise Rating.

<sup>3</sup> Half-space (in ceiling) average 1 kHz to 16 kHz.

JBL continually engages in research related to product improvement. Changes introduced into existing products without notice are an expression of that philosophy.

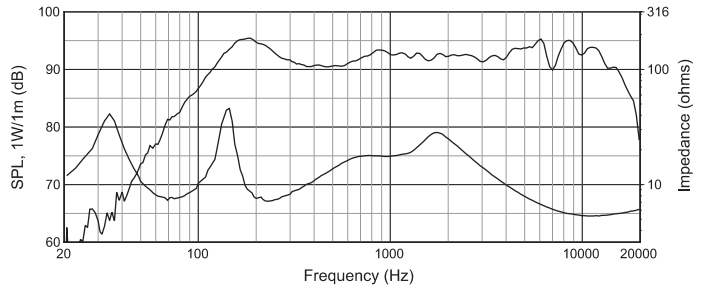
# ► Control 47LP Two-Way 6.5" Coaxial Low Profile Ceiling Loudspeaker

## Beamwidth:

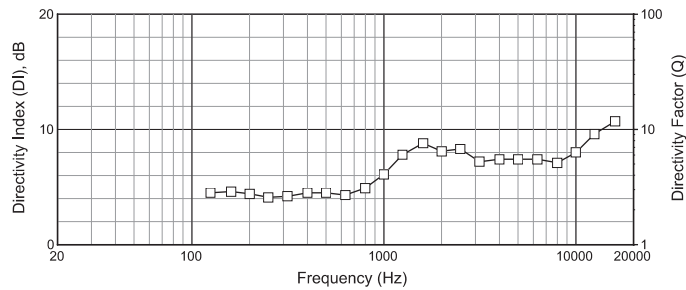


## Frequency Response:

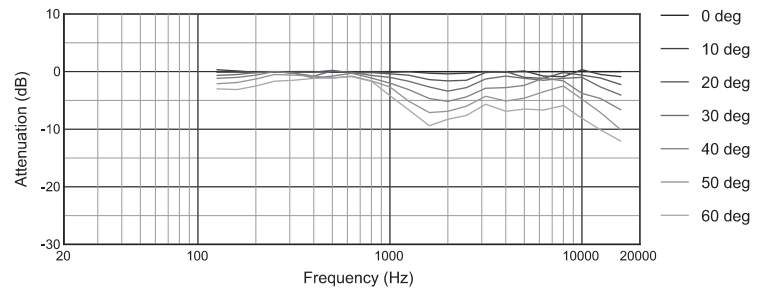
Half-space ( $2\pi$ , mounted in ceiling)



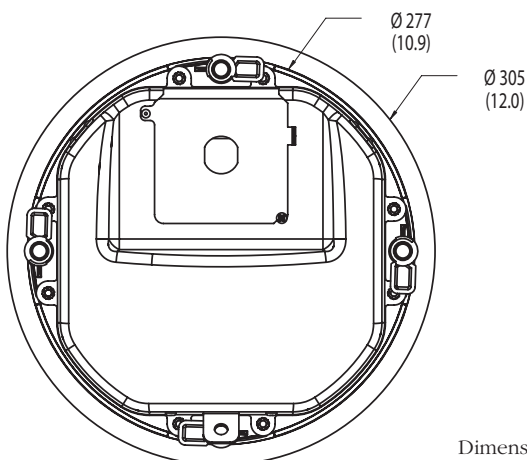
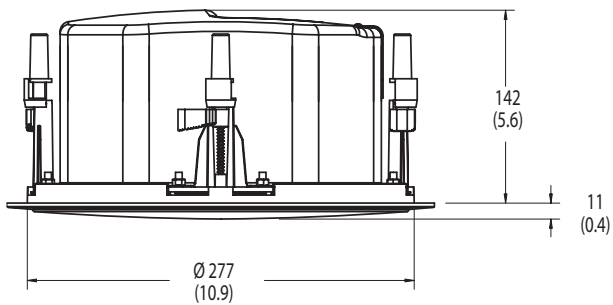
## Directivity Index:



## Off-Axis Frequency Response:



## Dimensions:



Dimensions in mm (in)



JBL Professional  
8500 Balboa Boulevard, P.O. Box 2200  
Northridge, California 91329 U.S.A.

A Harman International Company  
© Copyright 2008 JBL Professional  
[www.jblpro.com](http://www.jblpro.com)

SS C47  
CRP 5M  
09/08